

Preparation unit——GA Series

GAL Series Lubricator



Symbol



Product feature

1. The structure of oil dripping adopts gap seal type, which makes the adjustment of oil supply more reliable.
2. Oil feed ring can only make one full turn. The quantity of oil supply basically takes on linear distribution. The quantity of oil supply can be generally calculated according to the position of graduation ring.
3. Special drip nozzle structure will produce negative pressure in oil dripping outlet and the mist flow is minimal.
4. Three material of bowl are available: PC, Nylon and metal.
5. Filling of oil while the lubricator is under pressure is made possible, and the oil bowl is large.
6. The bracket can be selected for installation.

Specification

Model	GAL200-06	GAL200-08	GAL300-08	GAL300-10	GAL300-15	GAL400-10	GAL400-15	GAL500-20	GAL600-20	GAL600-25
Fluid	Air									
Port size [Note1]	1/8"	1/4"	1/4"	3/8"	1/2"	3/8"	1/2"	3/4"	3/4"	1"
Pressure range	0.05~0.9MPa(7~130psi)									
Proof pressure	1.5MPa(215psi)									
Temperature range	-5~70°C(Unfreeze)									
Recommended lubricant	ISO VG 32 or equivalent									
Capacity of oil bowl	36CC		98CC			185CC		225CC	410CC	
Weight	200g		370g			660g		700g	1040g	

[Note1] PT thread, G thread and NPT thread are available.

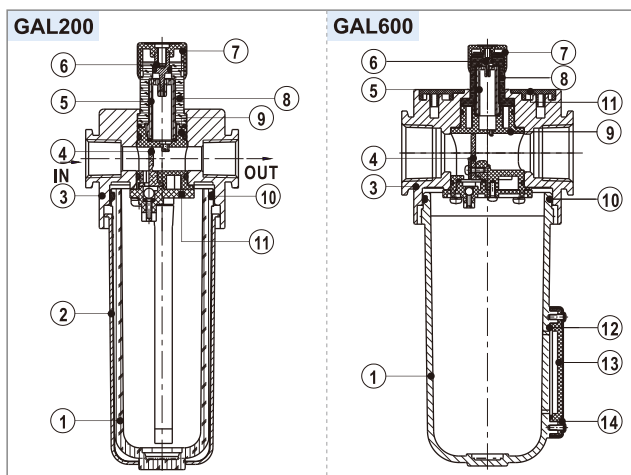
Ordering code

GAL300 □ 10 □ G



① Model	② Bowl material	③ Port size	④ Accessories	⑤ Thread type
GAL200: GA200 Series Lubricator	Blank : PC bowl C: Metal bowl N: Nylon bowl	06: 1/8" 08: 1/4"	Blank : Bracket J : No bracket	Blank: PT G: G T: NPT
GAL300: GA300 Series Lubricator		08: 1/4" 10: 3/8" 15: 1/2"		
GAL400: GA400 Series Lubricator	C: Metal bowl	10: 3/8" 15: 1/2"	Blank : Bracket J : No bracket	Blank: PT G: G T: NPT
GAL500: GA500 Series Lubricator		20: 3/4"		
GAL600: GA600 Series Lubricator	C: Metal bowl	20: 3/4" 25: 1"	Blank : Bracket J : No bracket	Blank: PT G: G T: NPT

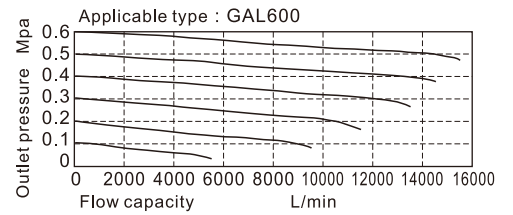
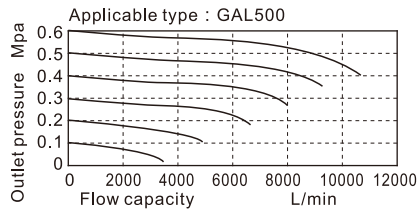
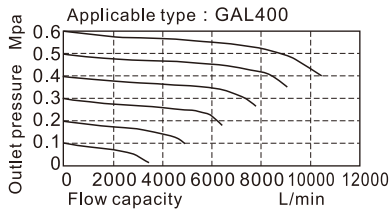
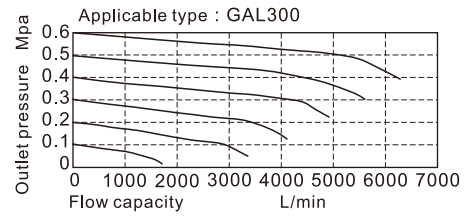
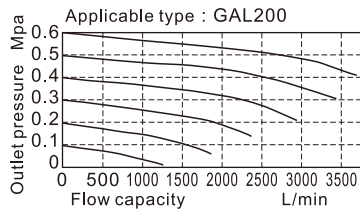
Inner structure



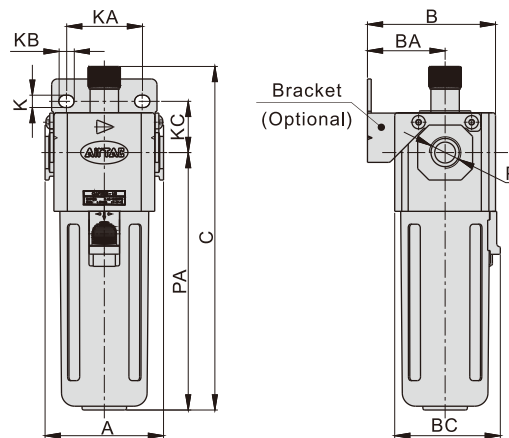
No.	Item	Material
1	Oil bowl	Aluminum alloy \ PC \ Nylon
2	Meter cover	SPCC
3	Body of lubricator	Aluminum alloy
4	Distance block	PU
5	Drip pipe	PC
6	Ejector pin	Brass
7	Adjusting ring	POM
8	Adjusting looker	PC
9	Sprayer body	POM
10	O-ring	NBR
11	Sprayer bottom cap	POM
12	Liquid meter seal	NBR
13	Liquid meter inside cover	PC
14	Liquid meter cover	SPCC

GAL Series Lubricator

Flow chart



Dimensions



Model/Item	A	B	BA	C	K	KA	KB	KC	P	PA
GAL200-06	52.5	54.5	33	146.5	5.4	27	8.4	23	1/8"	107
GAL200-08	52.5	54.5	33	146.5	5.4	27	8.4	23	1/4"	107
GAL300-08	62.5	67.5	41	181	6.5	40	8	27	1/4"	136
GAL300-10	62.5	67.5	41	181	6.5	40	8	27	3/8"	136
GAL300-15	62.5	67.5	41	181	6.5	40	8	27	1/2"	136
GAL400-10	80	84	50	204.5	8.5	55	11	33.5	3/8"	155
GAL400-15	80	84	50	204.5	8.5	55	11	33.5	1/2"	155
GAL500-20	82	85	50	218.5	8.5	55	11	33.5	3/4"	169
GAL600-20	100	113	70	246	11	66	13	50	3/4"	182.5
GAL600-25	100	113	70	246	11	66	13	50	1"	182.5