


Integrated solenoid valve (3/2 way)

CPV15S Series



Specification

Model		CPV15SB	CPV15SF	
Integrated solenoid valve	Fluid	Air (to be filtered by 40µm filter element)		
	Acting	Direct acting		
	Number of stations	2 stations ~20 stations, only available in even stations		
	Electrical entry	Terminal, 25pin D-Sub		
	Port size	A Port	P/R ports	1/8" [Note1]
			PT thread	Φ4mm (Push in fittings)
			G thread	Φ4mm (Push in fittings)
			NPT thread	Φ5/32" (Push in fittings)
	The type of Inlet and exhaust	Centralized inlet and exhaust		
	Operating pressure	0.15~0.8MPa (21~114psi)		
Proof pressure	1.2MPa (175psi)			
Temperature	-20~70°C			
Coil	Protection	Dustproof		
	Standard voltage	DC24V	DC12V	
	Scope of voltage	DC±10%		
	Temperature classification	F Class		
	Power consumption	DC: 1.6W		

[Note1] PT thread, G thread and NPT thread are available.

Product feature

1. Integrated installation centralizes air intake, exhaust and power (25pin D-Sub) to save space and reduce additional accessories.
2. Flexible combination and expandability for various applications. Blank plates are optional.
3. Equipped with manual override for quick air circuit checking.
4. Low starting voltage and long service life.

Ordering code

CPV15S B 20F □



① Model	② Voltage	③ Number of stations	④ Thread type
CPV15S: CPV15S series integrated solenoid valve	B: DC24V F: DC12V	2F: 2 stations 3F: 3 stations 4F: 4 stations 20F: 20 stations	Blank: PT G: G T: NPT

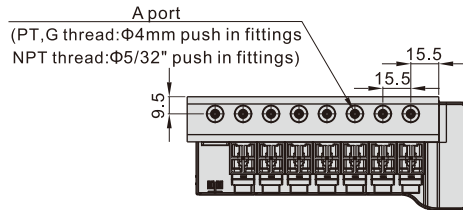
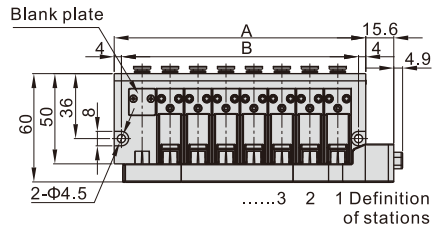
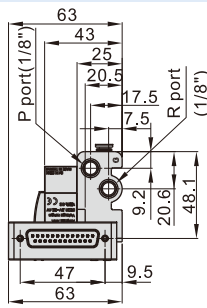
Installation and Application

Assembly of micro-solenoid valve (blank plate) and manifold	Expansion of micro-solenoid valve
<p>Mount micro-solenoid valve and manifold by two M2.5 screws as following . Mount blank plate and manifold by two M2.5 countersunk screws as following .</p>	<p>Remove blank plate and install solenoid valve by the assembly instruction.</p>
A port tubing	Manifold mounting
<p>A port is at the side of manifold with push in fittings.</p>	<p>Both sides of manifold attach two installing through-holes, using two M4 hexagon cap screws to fix.</p>

Integrated solenoid valve (3/2 way)

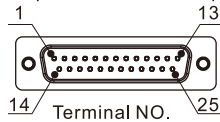
CPV15S Series

Dimensions



Item\Number of stations	2F	4F	6F	8F	10F	12F	14F	16F	18F	20F
A	46.5	77.5	108.5	139.5	170.5	201.5	232.5	263.5	294.5	325.5
B	38.5	69.5	100.5	131.5	162.5	193.5	224.5	255.5	286.5	317.5

Explain of connection pin



Terminal no.	Polarity		Control object	Terminal no.	Polarity		Control object
	-COM	+COM			-COM	+COM	
1	(+)	(-)	13 station	14	(+)	(-)	1 station
2	(+)	(-)	14 station	15	(+)	(-)	2 station
3	(+)	(-)	15 station	16	(+)	(-)	3 station
4	(+)	(-)	16 station	17	(+)	(-)	4 station
5	(+)	(-)	17 station	18	(+)	(-)	5 station
6	(+)	(-)	18 station	19	(+)	(-)	6 station
7	(+)	(-)	19 station	20	(+)	(-)	7 station
8	(+)	(-)	20 station	21	(+)	(-)	8 station
9		Void		22	(+)	(-)	9 station
10		Void		23	(+)	(-)	10 station
11		Void		24	(+)	(-)	11 station
12		Void		25	(+)	(-)	12 station
13	(-)	(+)	COM				

[Note] The D-sub cable of the corresponding Pin no. 13 (COM) must be ≤22AWG.